

# Secondary Sphere Effects on Porous Polymeric Organocatalysts for CO<sub>2</sub> Transformations: Subtle Modifications Resulting in Superior Performance

Yanpei Song, Qi Sun,\* Pui Ching Lan, and Shengqian Ma\*



Cite This: *ACS Appl. Mater. Interfaces* 2020, 12, 32827–32833



Read Online

ACCESS |



Metrics & More

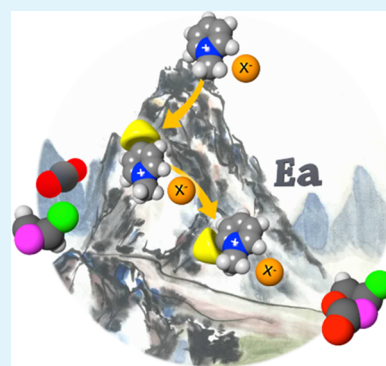


Article Recommendations



Supporting Information

**ABSTRACT:** Albeit harnessing secondary sphere interactions to exert control over the reaction outcomes has primarily been applied to enzymatic and organometallic catalysis, there are seldom any studies that introduce outer-sphere modifiers into organocatalysts. This is even less in the corresponding heterogeneous catalytic system. In this contribution, we experimentally and computationally investigate the role of secondary effects in the reactivity of bromide anions toward CO<sub>2</sub> transformations. Six pyridinium cationic porous frameworks have been synthesized and fully characterized. Structure–activity relationships and kinetics show that the type and the location of the substituents on the cationic framework have a significant impact on the nucleophilic reactivity of their bromide counter anion. Specifically, the attachment of amine substituent to the ortho position relative to a pyridinium motif produces a remarkably efficient catalyst for CO<sub>2</sub> transformation, by a factor of six times greater in comparison to the pristine pyridinium-based polymer. The hydrogen-bond-interaction-promoted reagent activation and enhanced delocalization ability of bromide counter anion are believed to be the key to driving the reaction toward CO<sub>2</sub> utilization. These observations, therefore, champion the leverage of secondary interaction for optimizing the reactivity of organocatalysts.



**KEYWORDS:** porous materials, CO<sub>2</sub> transformation, secondary sphere interaction, organocatalysis, cooperation catalysis

## INTRODUCTION

The secondary sphere refers to any moiety in the molecular microenvironment that is not an integral part of a primary functional site, yet are located close to it and are involved in its mechanism of action through noncovalent or dynamic interactions.<sup>1–4</sup> The strategic modification of the secondary sphere can lead to marked increases in the performance of an active site.<sup>5–11</sup> Well explored by enzymes, this principle has been subsequently utilized in a wide range of metal-mediated processes, whereby bioinspired design elements such as distal hydrogen-bond donors, electrostatic forces, and hydrophobic binding cavities have been incorporated into the catalyst design.<sup>12–16</sup> Despite the flourishing research, only a handful of reports have explored the association of control over the reactivity of organocatalysts by introducing secondary sphere modifiers, and this is even less in the field of heterogeneous organocatalysis.<sup>17</sup>

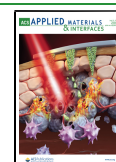
With interest in developing catalytic systems for CO<sub>2</sub> transformations, we sought to modify a known organocatalyst, pyridinium salt (an ionic compound with nucleophilic halide counter anions), due to its modularity and wide applications in CO<sub>2</sub> transformations.<sup>18</sup> The key elements to be optimized are increasing the reactivity of the active species and activating the reagent, which allows the reaction to proceed under mild conditions. To put these considerations into specific examples, a pyridinium salt was decorated with a library of substitute

groups that were employed as building blocks for the construction of cationic porous frameworks. Given the mobility of counter anions, the whole cationic framework can thus be considered as a secondary modifier of the counter anions, through which the reactivity of counter anions could be tuned, reminiscent of that seen in the enzyme. The use of porous polymers as a platform is appealing due to the designability and high internal surface areas, which promote a wide range of applications.<sup>19–29</sup> Such modularity allows their compositions to be fine-tuned, thus enabling a rigorous comparison to establish correlations between compositions and the performance of the resulting materials. We postulated that altering the substituted group and its relative position toward the pyridinium motif on the cationic framework would systematically tune the reaction environment of the counter halide anions, and this modification, albeit indirect, would be manifested in the subsequent reactions. Candidate functionalities with various electron-donating/-withdrawing strengths

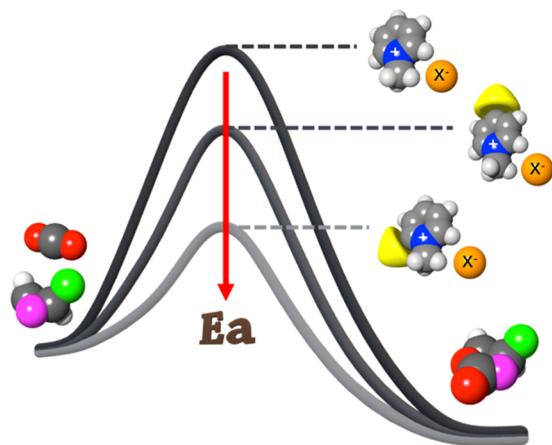
Received: May 13, 2020

Accepted: June 29, 2020

Published: June 29, 2020



and hydrogen-bond donor/acceptor were selected. We then evaluated the consequences in terms of reactivity in CO<sub>2</sub> fixation for the subsequent polymeric pyridinium salts. We found that their activities in the CO<sub>2</sub> transformations are altered such that the incorporated secondary sphere modifiers accomplish their tuning not only by indirect electronic communication with the catalytically active species but also by participating in the reagent activation. The performance can be further improved by alternating the relative position of these catalytic relevant elements, as a result of boosted cooperation. In spite of the specifics, our results point to an appealing approach for improving the performance of organo-catalytic systems and associated porous catalysts (Figure 1).



**Figure 1.** Activation energy diagram for porous polymeric pyridinium salt catalyzed CO<sub>2</sub> transformations. To simplify the figure, only the corresponding pyridinium salt was shown (gray, C; blue, N; orange, halide anions; yellow, functional group; pink, heteroatom; green, substitute group).

## RESULTS AND DISCUSSION

**Physicochemical Characterization.** To investigate whether the reactivity of halide anions could be tuned by tailoring the secondary sphere modifier of the cationic framework, functionalities of -NH<sub>2</sub>, -NHCOMe, -N(Me)<sub>2</sub>, -H, and -Cl were incorporated into a pyridinium motif. To construct these moieties into porous frameworks for easy separation and ready recycling, we installed vinyl groups onto the corresponding functionalized pyridine compounds. To achieve the target polymers, the synthesized monomers and free-radical initiator azobisisobutyronitrile (AIBN) were dissolved in dimethylformamide (DMF). After 24 h of heating at 100 °C, the resulting solids were collected after simple acetone wash and directly subjected for quaternarization with methyl iodide (CH<sub>3</sub>I), followed by ion exchange with NaBr aqueous solution.

The solid-state <sup>13</sup>C NMR spectra confirm the transformation from the functionalized pyridine monomers into the respective polymers. This is clearly evident from the emergence of an intense peak attributable to polymerized vinyl groups at around 35.0 ppm, with the concomitant disappearance of resonance of vinyl groups within the range of 110.0–120.0 ppm (Figures S1–S6).<sup>30</sup> The appearance of a peak at around 45.0 ppm associated with the methyl group from CH<sub>3</sub>I verified the occurrence of the quaternization reaction between the pyridine moiety on these polymers and CH<sub>3</sub>I, yielding polymeric

quaternary ammonium salts (PQAs). The strong signals of iodine species in the X-ray photoelectron spectra (XPS) of the resulting PQAs at around 629.0 and 617.5 eV for I 3d<sub>5/2</sub> and I 3d<sub>7/2</sub>, respectively, provided additional proof of the success of this transformation (Figures S7–S12). The full accessibility of the halide anions within these materials is supported by a complete anion-exchange process between I<sup>-</sup> and Br<sup>-</sup> with the disappearance of I<sup>-</sup> signal, as indicated by the XPS analysis. The amount of Br<sup>-</sup> ions in the resulting frameworks was quantified by the elemental analysis, revealing that greater than 95% of the pyridine moieties were grafted with the methyl group in all of the synthesized materials. To determine the porosity of the resulting polymeric pyridinium-based materials, N<sub>2</sub> sorption isotherms were collected at 77 K, which showed that they processed moderate to high surface areas within the range of 223–477 m<sup>2</sup> g<sup>-1</sup> (see summary in Table 1 and Figures S1–S6).

**Table 1.** Textural Parameters of Various Pyridinium-Based Porous Polymers and the Corresponding Catalytic Activity in the Cycloaddition of CO<sub>2</sub> and 1,2-Epoxy-3-phenoxypropane<sup>a</sup>

Polymer	Structure	BET (m <sup>2</sup> g <sup>-1</sup> )	Br content (wt.%) <sup>[b]</sup>	Yield (%)
PQA-Py-Br		477	33.7	6
PQA- <i>p</i> NH <sub>2</sub> Py-Br		311	31.6	25
PQA- <i>p</i> N(Me) <sub>2</sub> Py-Br		223	27.8	10
PQA- <i>p</i> NHCOMePy-Br		323	27.1	17
PQA- <i>p</i> ClPy-Br		327	29.2	5
PQA- <i>o</i> NH <sub>2</sub> Py-Br		315	30.8	37

<sup>a</sup>Reaction conditions: 1,2-epoxy-3-phenoxypropane (1 g), CO<sub>2</sub> (1 atm), 35 °C, catalyst (25 mg), and reaction for 72 h. <sup>b</sup>The yields were determined by <sup>1</sup>H NMR.

**Catalytic Performance Investigation.** With these materials in hand, we proceed to explore their utility in CO<sub>2</sub> transformations. CO<sub>2</sub> has the potential to be uniquely highly economical as a C1 feedstock due to it being abundant and renewable; however, its inherent thermodynamic stability and kinetic inertness make chemical CO<sub>2</sub> fixation challenging.<sup>31–36</sup> Any efficient reactions for CO<sub>2</sub> fixation are of practical value and would have positive consequences on carbon management. Among the developed reaction routes, the coupling of CO<sub>2</sub> with epoxides to yield cyclic carbonates, a functionality with many industrial relevant applications, has garnered considerable attention.<sup>37–54</sup> To probe the effect of various secondary sphere modifiers on the catalytic performance of Br<sup>-</sup> anions in the cycloaddition of CO<sub>2</sub> and epoxides, we initially compared the activities of PQA-*p*NH<sub>2</sub>Py-Br and PQA-Py-Br which

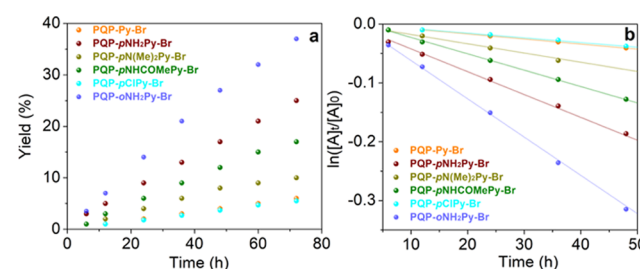
correspond to the polymeric pyridinium salts with modifiers of  $-\text{NH}_2$  and  $-\text{H}$ , respectively, onto the para position of quaternary ammonium motif. The reactions were carried out with 1 g of 1,2-epoxy-3-phenoxypropane and 25 mg of catalysts at 35 °C and 1 bar  $\text{CO}_2$  in neat conditions. PQA-Py-Br converted 6% of the epoxide, whereas, under otherwise identical conditions, PQA-*p* $\text{NH}_2$ Py-Br was more than fourfold superior to PQA-Py-Br, offering a carbonate yield of 25% (Table 1, entries 1 and 2). A set of comparative experiments was carried out to rationalize the influence of the amino group in the reaction. To investigate the role of H-bonding interaction, we synthesized a polymeric pyridinium salt with a modifier of  $-\text{N}(\text{Me})_2$ , named as PQA-*p* $\text{N}(\text{Me})_2$ Py-Br, which lacks the hydrogen-bond donor. A sharp drop in activity was detected, giving a 10% conversion of the epoxide (Table 1, entry 3). To explore the electron-donating property of the amino group on this transformation, an electron-withdrawing group, acetyl group, was placed on the amino group. The resulting material, PQA-*p* $\text{NHCOMe}$ Py-Br, afforded a 17% 1,2-epoxy-3-phenoxypropane conversion (Table 1, entry 4). To sum up, the reactivity of these pyridinium-based catalysts decreases in the order of PQA-*p* $\text{NH}_2$ Py-Br > PQA-*p* $\text{NHCOMe}$ Py-Br > PQA-*p* $\text{N}(\text{Me})_2$ Py-Br > PQA-Py-Br.

Given that only a very weak correlation could be established between the catalytic efficiency with the materials' properties in terms of the density of catalytically active species, as well as the material's surface area and  $\text{CO}_2$  uptake capacity (Table 1 and Figures S13–S18 and S27–S29), it suggests that these factors are not the dominant paradigm for determining the catalyst performance; instead, the introduced secondary sphere interactions are a more critical factor for the observed discrepancy in catalytic performance. The superior performance of PQA-*p* $\text{NH}_2$ Py-Br, PQA-*p* $\text{N}(\text{Me})_2$ Py-Br, and PQA-*p* $\text{NHCOMe}$ Py-Br than the catalyst PQA-Py-Br presumably arises from the equipped electron-donating groups. It weakens the partial positive charge on the cations and facilitates the formation of kinetically labile complexes, allowing for ready  $\text{Br}^-$  species leaving and consequently higher reactivity. To explain why PQA-*p* $\text{NH}_2$ Py-Br and PQA-*p* $\text{NHCOMe}$ Py-Br outperformed PQA-*p* $\text{N}(\text{Me})_2$ Py-Br, we reasoned that the  $-\text{NH}_2$  and  $-\text{NHCOMe}$  groups act as hydrogen-bond donors. Reagents, such as epoxide, are prone to build interaction with the amino/amide group via a hydrogen bond, yielding an activated formulation and thereby facilitating the subsequent transformation. Such explanations can correlate with the following experimental results, wherein the introduction of an electron-withdrawing and non-hydrogen-bond donor group,  $-\text{Cl}$ , gave adverse consequences, with the lowest efficacy among the five materials. The electron-withdrawing property of the  $-\text{Cl}$  group decreases the leaving ability of the counter anion of pyridinium, hence reducing its catalytic activity (Table S3). These results thus validate how leveraging outer-sphere engineering alters the catalytic performance.

As deduced from the results mentioned above, it is envisioned that the relative location of the catalytic elements can lead to diverged outcomes as a result of the "proximity effect," suitable location promoting the cooperation of various catalytic elements, and consequently, the accompany reactivity. Satisfied with the positive effect of the amino group on the reaction outcomes, we set out to vary its relative location toward the pyridinium motif. A material with the amino group located in the ortho position of the pyridinium motif was synthesized (PQA-*o* $\text{NH}_2$ Py-Br). PQA-*o* $\text{NH}_2$ Py-Br outper-

formed all other catalysts tested, with around 1.5-fold superiority to PQA-*p* $\text{NH}_2$ Py-Br (37% vs 25%), under standard conditions. To further illustrate the superiority of the  $-\text{NH}_2$  group on boosting the catalytic efficiency, we treated PQA-*o* $\text{NH}_2$ Py-Br with acetyl chloride to yield PQA-*o* $\text{NHCOMe}$ Py-Br. A decreased carbonate product yield was detected compared to PQA-*o* $\text{NH}_2$ Py-Br (22% vs 37%) under standard conditions. However, the superior performance of PQA-*o* $\text{NHCOMe}$ Py-Br in comparison to PQA-*p* $\text{NHCOMe}$ Py-Br further emphasized the location matter of the introduced secondary sphere modifier relative to the catalytic site.

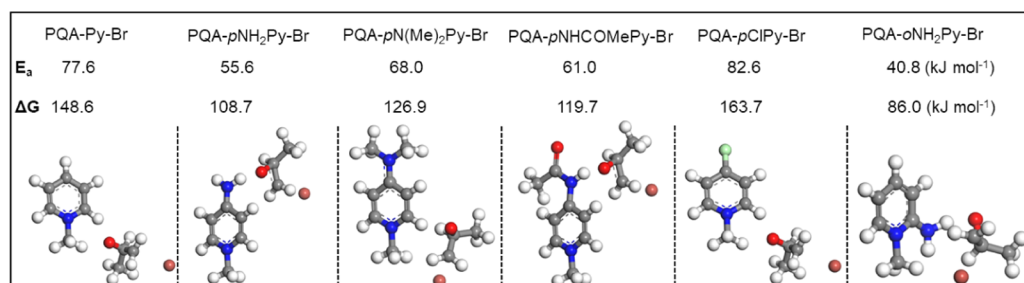
To benchmark the thermodynamic parameters associated with these materials, detailed kinetic studies were performed in the range of 35–50 °C. The conversion of 1,2-epoxy-3-phenoxypropane steadily increased over time at all temperatures, and the apparent influence of temperature on the reaction rate was observed, increasing along with reaction temperature. The reactions are of first order, as demonstrated by the fact that all of the catalytic data show excellent fits to the linear plot of the natural logarithm of the epoxide concentration against time ( $t$ ) with correlation coefficients ( $R^2$ ) approximately equal to 1 (Figure 2). The pseudo-first-



**Figure 2.** (a) Kinetic rates of carbonate product yields and (b) first-order reaction rate plots ( $R^2 > 0.99$  for all) over various polymeric pyridinium salts at 35 °C.

order rate constant  $k$  values of PQA-*o* $\text{NH}_2$ Py-Br derived from the slopes are 0.00646, 0.00833, and 0.0135  $\text{s}^{-1}$ , at 35, 40, and 50 °C, respectively (Table S1). By increasing the temperature to 120 °C, the reaction proceeded to completion within 12 h at a substrate-to-catalyst ratio of 1000, placing it on par with the most active heterogeneous organocatalyst for  $\text{CO}_2$  transformation (Table S2).<sup>37–54</sup> PQA-*o* $\text{NH}_2$ Py-Br showed higher reaction rates at all temperatures evaluated in comparison to other materials tested under the otherwise identical conditions (Figures 2a and S19).

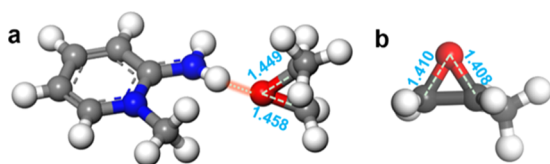
Using the Arrhenius equation (eq 1), the apparent activation energy ( $E_a$ ) was calculated by fitting the data from a plot of the natural logarithm of the rate constant ( $\ln k$ ) against the reciprocal of the absolute temperature ( $1/T$ ). In the temperature range of 35–50 °C, PQA-*o* $\text{NH}_2$ Py-Br, PQA-*p* $\text{NH}_2$ Py-Br, PQA-*p* $\text{NHCOMe}$ Py-Br, PQA-*p* $\text{N}(\text{Me})_2$ Py-Br, PQA-Py-Br, and PQA-*p* $\text{ClPy}$ -Br exhibit  $E_a$  values of 40.8, 55.6, 61.0, 68.0, 77.6, and 82.6  $\text{kJ mol}^{-1}$ , respectively (Figures 3 and S20). This indicates that less energy is required for PQA-*o* $\text{NH}_2$ Py-Br compared to other materials studied to achieve the same outcome, confirming the advantages of equipping amino group proximity to the pyridinium motif, and the enhanced cooperation between these two catalytic elements reduces the energy barrier required and improves efficiency.



**Figure 3.** Summary of the apparent activation energies ( $E_a$ ) in the cycloaddition of 1,2-epoxy-3-phenoxypropane and CO<sub>2</sub> over various polymeric pyridinium salts calculated by eq 1, and the optimized structures of the ring open step together with the corresponding activation barrier from the ground state to transition state ( $\Delta G$ ) over various molecular pyridinium salts (Py-Br, *p*NH<sub>2</sub>Py-Br, *p*N(Me)<sub>2</sub>Py-Br, *p*NHCOMePy-Br, *p*ClPy-Br, *o*NH<sub>2</sub>Py-Br in sequence).

$$E_a = R \ln \left( \frac{k_2}{k_1} \right) \left( \frac{1}{T_1} - \frac{1}{T_2} \right) \quad (1)$$

**DFT Calculations.** To gain an insight into the diverged reaction outcomes for the catalytic materials with various secondary sphere modifiers, DFT calculations were performed according to the established reaction pathway. To simplify the calculation, the pyridinium salt moieties and propylene oxide were used as the models for catalysts and reagents, respectively. The most stable transition-state structures in the rate-determining step (ring-opening) along with the predicted free-energy profiles catalyzed by these pyridinium salt moieties are displayed in Figure 3.<sup>45</sup> The hydrogen-bonding interaction between the amino group and the O species in propylene oxide was observed, as reflected by the enlargement of the C–O bond, which facilitates the following bromohydrin formation (Figure 4). To validate this experimentally, Fourier transform



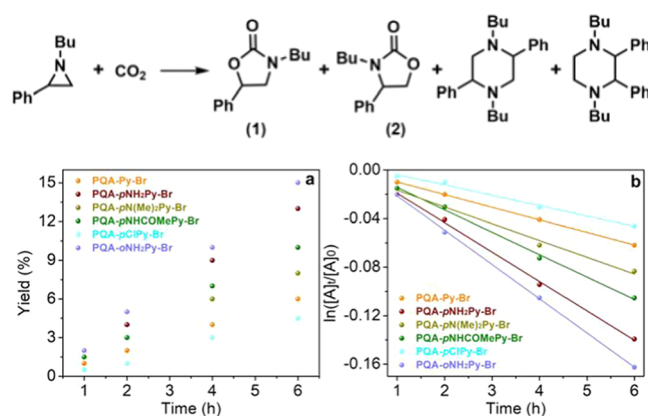
**Figure 4.** (a) Hydrogen-bonding interaction between the amine group on the cationic moiety of PQA-*o*NH<sub>2</sub>Py-Br and propylene oxide (atom colors in geometries: C, gray; N, blue; O, red; H, white) and the comparisons of C–O bond lengths in propylene oxide (b) and that with the hydrogen-bonding interaction with the amine group (a). The unit of bond length is Å.

infrared (FT-IR) analysis was carried out, showing that the C–O vibration in the epoxide compound shifted from 1133 to 1129 cm<sup>-1</sup> after association with PQA-*o*NH<sub>2</sub>Py-Br, and concurrently, the N–H vibration shifted to 3345 cm<sup>-1</sup> from the pristine PQA-*o*NH<sub>2</sub>Py-Br (3338 cm<sup>-1</sup>, Figure S21). The activation barrier from the ground state to the transition state of the pyridinium moieties decreased in the order of *p*ClPy-Br (163.7 kJ mol<sup>-1</sup>) > Py-Br (148.6 kJ mol<sup>-1</sup>) > *p*N(Me)<sub>2</sub>Py-Br (126.9 kJ mol<sup>-1</sup>) > *p*NHCOMePy-Br (119.7 kJ mol<sup>-1</sup>) > *p*NH<sub>2</sub>Py-Br (108.7 kJ mol<sup>-1</sup>) > *o*NH<sub>2</sub>Py-Br (86.0 kJ mol<sup>-1</sup>), which is in good agreement with the experimental trends (Figure 3). According to these experimental results and literature reports, a tentative mechanism was proposed (Figure S22).

With the optimal material of PQA-*o*NH<sub>2</sub>Py-Br, we further investigated its substrate tolerance. The catalyst system was found to be applicable to a variety of epoxides, and all offered

the corresponding carbonate products in excellent yields with only a slight difference in reaction rate (Table S4). The catalyst showed excellent recyclability with fully retained activity for at least 10 cycles (Table S5). Moreover, the structure integrity of catalyst was maintained in this process, as revealed by IR analysis and N<sub>2</sub> sorption (Figures S23 and S24). To determine the heterogeneity of the detected activity, we monitored the potential Br<sup>-</sup> ion leaching by a hot filtration experiment and found no detectable increase in the yield of the carbonate product for the resulting filtrate.

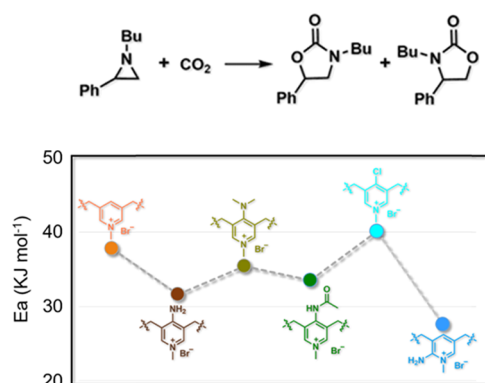
Advantageously, our strategy of tailoring the secondary sphere modifiers to promote catalyst reactivity is also readily extended to other reactions. To showcase this, we applied these materials in the cycloaddition of aziridines and CO<sub>2</sub>,<sup>55–58</sup> showing that the performance of the Br<sup>-</sup> anions followed the same trend as that observed in the coupling of epoxides and CO<sub>2</sub>. PQA-*o*NH<sub>2</sub>Py-Br outperformed all other materials evaluated in terms of reaction rate (Figures 5, S25, and S26,



**Figure 5.** (a) Kinetic rates of oxazolidinone product yields and (b) first-order reaction rate plots ( $R^2 > 0.99$  for all) over various polymeric pyridinium salts at 40 °C. Reaction conditions: 1-butyl-2-phenyl aziridine (175 mg, 1 mmol), CO<sub>2</sub> (1 MPa), catalyst (5 mg), and reaction for 6 h. The yields and the selectivity were determined by <sup>1</sup>H NMR. All catalysts gave the oxazolidinone products selectivity higher than 99%.

and Table S6). Specifically, the pseudo-first-order rate constant  $k$  values derived from the slopes of the reaction rate plots are 0.01037, 0.02422, 0.01381, 0.01845, 0.00852, and 0.02823 s<sup>-1</sup> for PQA-Py-Br, PQA-*p*NH<sub>2</sub>Py-Br, PQA-*p*N(Me)<sub>2</sub>Py-Br, PQA-*p*NHCOMePy-Br, PQA-*p*ClPy-Br, and PQA-*o*NH<sub>2</sub>Py-Br, respectively, at 40 °C (Figure 5b). Concretely, the activation energy increased in the order of PQA-*p*ClPy-Br (40.1 kJ

$\text{mol}^{-1}$ ) > PQA-Py-Br (37.8  $\text{kJ mol}^{-1}$ ) > PQA-*p*N(Me)<sub>2</sub>Py-Br (35.4  $\text{kJ mol}^{-1}$ ) > PQA-*p*NHCOMePy-Br (33.5  $\text{kJ mol}^{-1}$ ) > PQA-*p*NH<sub>2</sub>Py-Br (31.6  $\text{kJ mol}^{-1}$ ) > PQA-*o*NH<sub>2</sub>Py-Br (27.6  $\text{kJ mol}^{-1}$ ), as shown in Figure 6.



**Figure 6.** Reaction scheme of the cycloaddition of CO<sub>2</sub> and 1-butyl-2-phenyl aziridine and the calculated activation energies over various polymeric pyridinium salts (see detailed experimental procedures in the Supporting Information).

## EXPERIMENTAL SECTION

**Synthesis of Polymeric Pyridinium Salt.** Under solvothermal conditions in dimethylformamide (DMF) at 100 °C, various vinyl-functionalized pyridine-based monomers were polymerized in the presence of azobisisobutyronitrile (AIBN) as a free-radical initiator. The resulting polymers were treated with methyl iodide (CH<sub>3</sub>I), followed by ion exchange with NaBr aqueous solutions (Figures S30–S38).

**Catalytic Tests. Cycloaddition Reactions of Epoxides and CO<sub>2</sub>.** Epoxide (1 g) and catalyst (25 mg) were introduced into a 10 mL Schlenk flask. The resulting system was vacuum-sealed and then purged with CO<sub>2</sub> by adding a balloon. The tube was then placed in a preheated oil bath and allowed to stir for a designated time interval. The carbonate product yields were analyzed by <sup>1</sup>H NMR (Figures S39, S41, and S42). For the recycling test, the catalyst was separated from the reaction system by centrifugation, washed with CHCl<sub>3</sub> three times, and dried. The resulting polymer was used directly for the next catalytic evaluation.

**Coupling of Aziridines and CO<sub>2</sub>.** A 7 mL vial charged with 1 mmol of aziridines and 5 mg of catalyst was placed in a 100 mL stainless steel autoclave. After being sealed, the autoclave was purged with CO<sub>2</sub> to 1 MPa. The autoclave was then placed in a preheated oil bath and stirred for a designated time interval. The oxazolidinone product yields were analyzed by <sup>1</sup>H NMR using terephthalaldehyde as an internal standard (Figures S40, S43, and S44).

## CONCLUSIONS

In summary, we investigate in detail how secondary sphere variations affect the reactivity of organocatalysts toward CO<sub>2</sub> transformations through perturbation of the reactivity of the active sites and activation of the reagents. A library of substituted groups with changes in the electronic property and the hydrogen-bond-donating ability was studied for tailoring the properties of the polymeric pyridinium cationic framework, demonstrating that the reactivity of the counter anions can be optimized. It was also found that such effects on reactions are position-dependent. Given the significantly accelerated kinetics by a factor over six times, the strategy presented herein provides an alternative route to the current ones that usually call for the cumbersome development of new active sites. Therefore, rational modification of the outer sphere should

accelerate improvements of catalysts and can serve as a roadmap for future synthesis of highly efficient catalytic materials.

## ASSOCIATED CONTENT

### Supporting Information

The Supporting Information is available free of charge at <https://pubs.acs.org/doi/10.1021/acsami.0c08817>.

Material synthesis; characterization details; IR, NMR, XPS, and DFT calculations; CO<sub>2</sub> sorption isotherms; kinetic rates of carbonate product yields; first-order reaction rate plots; mechanism of the PQA-NH<sub>2</sub>Py-Br-catalyzed cycloaddition of epoxides with CO<sub>2</sub>; BET surface area; CO<sub>2</sub> uptake capacity; liquid NMR spectra; and catalytic tests (PDF)

## AUTHOR INFORMATION

### Corresponding Authors

**Qi Sun** – Key Laboratory of Biomass Chemical Engineering of Ministry of Education, College of Chemical and Biological Engineering, Zhejiang University, Hangzhou 310027, P. R. China; Email: [sunqichs@zju.edu.cn](mailto:sunqichs@zju.edu.cn)

**Shengqian Ma** – Department of Chemistry, University of South Florida, Tampa, Florida 33620, United States; [orcid.org/0000-0002-1897-7069](https://orcid.org/0000-0002-1897-7069); Email: [sqma@usf.edu](mailto:sqma@usf.edu)

### Authors

**Yanpei Song** – Department of Chemistry, University of South Florida, Tampa, Florida 33620, United States

**Pui Ching Lan** – Department of Chemistry, University of South Florida, Tampa, Florida 33620, United States

Complete contact information is available at: <https://pubs.acs.org/doi/10.1021/acsami.0c08817>

### Notes

The authors declare no competing financial interest.

## ACKNOWLEDGMENTS

The authors thank the financial support for this work from the US National Science Foundation (DMR-1352065) and the University of South Florida.

## REFERENCES

- (1) Cook, S. A.; Borovik, A. S. Molecular Designs for Controlling the Local Environments Around Metal Ions. *Acc. Chem. Rev.* **2015**, *48*, 2407–2414.
- (2) Reedijk, J. Coordination Chemistry beyond Werner: Interplay between Hydrogen Bonding and Coordination. *Chem. Soc. Rev.* **2013**, *42*, 1776–1783.
- (3) Dhayalan, V.; Gadekar, S. C.; Alassad, Z.; Milo, A. Unravelling Mechanistic Features of Organocatalysis with in situ Modifications at the Secondary Sphere. *Nat. Chem.* **2019**, *11*, 543–551.
- (4) Slater, J. W.; Marguet, S. C.; Gray, M. E.; Monaco, H. A.; Sotomayor, M.; Shafaat, H. S. Power of the Secondary Sphere: Modulating Hydrogenase Activity in Nickel-Substituted Rubredoxin. *ACS Catal.* **2019**, *9*, 8928–8942.
- (5) Hale, L. V. A.; Szymczak, N. K. Hydrogen Transfer Catalysis beyond the Primary Coordination Sphere. *ACS Catal.* **2018**, *8*, 6446–6461.
- (6) Wallen, C. M.; Palatinus, L.; Bacsá, J.; Scarborough, C. C. Hydrogen Peroxide Coordination to Cobalt(II) Facilitated by Second-Sphere Hydrogen Bonding. *Angew. Chem., Int. Ed.* **2016**, *55*, 11902–11906.

- (7) Sun, Q.; Wang, S.; Aguila, B.; Meng, X.; Ma, S.; Xiao, F.-S. Creating Solvation Environments in Heterogeneous Catalysts for Efficient Biomass Conversion. *Nat. Commun.* **2018**, *9*, No. 3236.
- (8) Gesslbauer, S.; Savela, R.; Chen, Y.; White, A. J. P.; Romain, C. Exploiting Noncovalent Interactions for Room-Temperature Hetero-selective rac-Lactide Polymerization Using Aluminum Catalysts. *ACS Catal.* **2019**, *9*, 7912–7920.
- (9) Sun, Q.; Tang, Y.; Aguila, B.; Wang, S.; Xiao, F.-S.; Thallapally, P. K.; Al-Enizi, A. M.; Nafady, A.; Ma, S. Reaction Environment Modification in Covalent Organic Frameworks for Catalytic Performance Enhancement. *Angew. Chem., Int. Ed.* **2019**, *58*, 8670–8675.
- (10) Zhao, M.; Yuan, K.; Wang, Y.; Li, G.; Guo, J.; Gu, L.; Hu, W.; Zhao, H.; Tang, Z. Metal-Organic Frameworks as Selectivity Regulators for Hydrogenation Reactions. *Nature* **2016**, *539*, 76–80.
- (11) Davis, H. J.; Phipps, R. J. Harnessing Non-Covalent Interactions to Exert Control over Regioselectivity and Site-Selectivity in Catalytic Reactions. *Chem. Sci.* **2017**, *8*, 864–877.
- (12) Toste, F. D.; Sigman, M. S.; Miller, S. J. Pursuit of Noncovalent Interactions for Strategic Site-Selective Catalysis. *Acc. Chem. Res.* **2017**, *50*, 609–615.
- (13) Meeuwissen, J.; Reek, J. N. H. Supramolecular Catalysis beyond Enzyme Mimics. *Nat. Chem.* **2010**, *2*, 615–621.
- (14) Grosso-Giordano, N. A.; Schroeder, C.; Okrut, A.; Solovyov, A.; Schöttle, C.; Chassé, W.; Marinković, N.; Koller, H.; Zones, S. I.; Katz, A. Outer-Sphere Control of Catalysis on Surfaces: A Comparative Study of Ti(IV) Single-Sites Grafted on Amorphous Versus Crystalline Silicates for Alkene Epoxidation. *J. Am. Chem. Soc.* **2018**, *140*, 4956–4960.
- (15) Xiao, D. J.; Oktawiec, J.; Milner, P. J.; Long, J. R. Pore Environment Effects on Catalytic Cyclohexane Oxidation in Expanded Fe<sub>2</sub>(dobdc) Analogues. *J. Am. Chem. Soc.* **2016**, *138*, 14371–14379.
- (16) Szécsényi, Á.; Khramenkova, E.; Chernyshov, I. Y.; Li, G.; Gascon, J.; Pidko, E. A. Breaking Linear Scaling Relationships with Secondary Interactions in Confined Space: A Case Study of Methane Oxidation by Fe/ZSM-5 Zeolite. *ACS Catal.* **2019**, *9*, 9276–9284.
- (17) Liu, L.; Zhou, T.-Y.; Telfer, S. G. Modulating the Performance of An Asymmetric Organocatalyst by Tuning its Spatial Environment in A Metal-Organic Framework. *J. Am. Chem. Soc.* **2017**, *139*, 13936–13943.
- (18) Sun, X.; Luo, H.; Dai, S. Ionic Liquids-Based Extraction: A Promising Strategy for the Advanced Nuclear Fuel Cycle. *Chem. Rev.* **2012**, *112*, 2100–2128.
- (19) Slater, A. G.; Cooper, A. I. Function-Led Design of New Porous Materials. *Science* **2015**, *348*, No. aaa8075.
- (20) Das, S.; Heasman, P.; Ben, T.; Qiu, S. Porous Organic Materials: Strategic Design and Structure-Function Correlation. *Chem. Rev.* **2017**, *117*, 1515–1563.
- (21) Xu, Y.; Jin, S.; Xu, H.; Nagai, A.; Jiang, D. Conjugated Microporous Polymers: Design, Synthesis and Application. *Chem. Soc. Rev.* **2013**, *42*, 8012–8031.
- (22) Wu, D.; Xu, F.; Sun, B.; Fu, R.; He, H.; Matyjaszewski, K. Design and Preparation of Porous Polymers. *Chem. Rev.* **2012**, *112*, 3959–4015.
- (23) Ben, T.; Pei, C.; Zhang, D.; Xu, J.; Deng, F.; Jing, X.; Qiu, S. Gas Storage in Porous Aromatic Frameworks (PAFs). *Energy Environ. Sci.* **2011**, *4*, 3991–3999.
- (24) Yan, Z.; Yuan, Y.; Tian, Y.; Zhang, D.; Zhu, G. Highly Efficient Enrichment of Volatile Iodine by Charged Porous Aromatic Frameworks with Three Sorption Sites. *Angew. Chem., Int. Ed.* **2015**, *54*, 12733–12737.
- (25) Sun, Q.; Aguila, B.; Perman, J.; Ivanov, A. S.; Bryantsev, V. S.; Earl, L. D.; Abney, C. W.; Wojtas, L.; Ma, S. Bio-Inspired Nano-Traps for Uranium Extraction from Seawater and Recovery from Nuclear Waste. *Nat. Commun.* **2018**, *9*, No. 1644.
- (26) Alsbaiee, A.; Smith, B. J.; Xiao, L.; Ling, Y.; Helbling, D. E.; Dichtel, W. R. Rapid Removal of Organic Micropollutants from Water by A Porous  $\beta$ -Cyclodextrin Polymer. *Nature* **2016**, *529*, 190–194.
- (27) Chaoui, N.; Trunk, M.; Dawson, R.; Schmidt, J.; Thomas, A. Trends and Challenges for Microporous Polymers. *Chem. Soc. Rev.* **2017**, *46*, 3302–3321.
- (28) Sun, J.-K.; Antonietti, M.; Yuan, J. Nanoporous Ionic Organic Networks: From Synthesis to Materials Applications. *Chem. Soc. Rev.* **2016**, *45*, 6627–6656.
- (29) Yu, X.; Yang, Z.; Qiu, B.; Guo, S.; Yang, P.; Yu, B.; Zhang, H.; Zhao, Y.; Yang, X.; Han, B.; Liu, Z. Eosin Y-Functionalized Conjugated Organic Polymers for Visible-Light-Driven CO<sub>2</sub> Reduction with H<sub>2</sub>O to CO with High Efficiency. *Angew. Chem., Int. Ed.* **2019**, *58*, 632–636.
- (30) Sun, Q.; Zhu, L.; Aguila, B.; Thallapally, P. K.; Xu, C.; Chen, J.; Wang, S.; Rogers, D.; Ma, S. Optimizing Radionuclide Sequestration in Anion Nanotraps with Record Perchnetate Sorption. *Nat. Commun.* **2019**, *10*, No. 1646.
- (31) Huang, K.; Zhang, J.-Y.; Liu, F.; Dai, S. Synthesis of Porous Polymeric Catalysts for the Conversion of Carbon Dioxide. *ACS Catal.* **2018**, *8*, 9079–9102.
- (32) Liu, Q.; Wu, L.; Jackstell, R.; Beller, M. Using Carbon Dioxide as A Building Block in Organic Synthesis. *Nat. Commun.* **2015**, *6*, No. 5933.
- (33) Chen, G.; Waterhouse, G. I. N.; Shi, R.; Zhao, J.; Li, Z.; Wu, L.-Z.; Tung, C.-H.; Zhang, T. From Solar Energy to Fuels: Recent Advances in Light-Driven C<sub>1</sub> Chemistry. *Angew. Chem., Int. Ed.* **2019**, *58*, 17528–17551.
- (34) Hulla, M.; Dyson, P. J. Pivotal Role of the Basic Character of Organic and Salt Catalysts in C-N Bond Forming Reactions of Amines with CO<sub>2</sub>. *Angew. Chem., Int. Ed.* **2020**, *59*, 1002–1017.
- (35) Moore, D. R.; Cheng, M.; Lobkovsky, E. B.; Coates, G. W. Mechanism of the Alternating Copolymerization of Epoxides and CO<sub>2</sub> Using  $\beta$ -Diiminate Zinc Catalysts: Evidence for A Bimetallic Epoxide Enchainment. *J. Am. Chem. Soc.* **2003**, *125*, 11911–11924.
- (36) Hu, J.; Ma, J.; Zhu, Q.; Zhang, Z.; Wu, C.; Han, B. Transformation of Atmospheric CO<sub>2</sub> Catalyzed by Protic Ionic Liquids: Efficient Synthesis of 2-Oxazolidinones. *Angew. Chem., Int. Ed.* **2015**, *54*, 5399–5403.
- (37) Gao, W.-Y.; Chen, Y.; Niu, Y.; Williams, K.; Cash, L.; Perez, P. J.; Wojtas, L.; Cai, J.; Chen, Y.-S.; Ma, S. Crystal Engineering of an nbo Topology Metal-Organic Framework for Chemical Fixation of CO<sub>2</sub> under Ambient Conditions. *Angew. Chem., Int. Ed.* **2014**, *53*, 2615–2619.
- (38) Xie, Y.; Wang, T.-T.; Liu, X.-H.; Zou, K.; Deng, W.-Q. Capture and Conversion of CO<sub>2</sub> at Ambient Conditions by A Conjugated Microporous Polymer. *Nat. Commun.* **2013**, *4*, No. 1960.
- (39) Desens, W.; Kohrt, C.; Frank, M.; Werner, T. Highly Efficient Polymer-supported Catalytic System for the Valorization of Carbon Dioxide. *ChemSusChem* **2015**, *8*, 3815–3822.
- (40) Maeda, C.; Taniguchi, T.; Ogawa, K.; Ema, T. Bifunctional Catalysts Based on m-Phenylene-Bridged Porphyrin Dimer and Trimer Platforms: Synthesis of Cyclic Carbonates from Carbon Dioxide and Epoxides. *Angew. Chem., Int. Ed.* **2015**, *54*, 134–138.
- (41) Whiteoak, C. J.; Kielland, N.; Laserna, V.; Escudero-Adán, E. C.; Martin, E.; Kleij, A. W. A Powerful Aluminum Catalyst for the Synthesis of Highly Functional Organic Carbonates. *J. Am. Chem. Soc.* **2013**, *135*, 1228–1231.
- (42) Dai, Z.; Sun, Q.; Liu, X.; Bian, C.; Wu, Q.; Pan, S.; Wang, L.; Meng, X.; Deng, F.; Xiao, F.-S. Metalated Porous Porphyrin Polymers as Efficient Heterogeneous Catalysts for Cycloaddition of Epoxides with CO<sub>2</sub> under Ambient Conditions. *J. Catal.* **2016**, *338*, 202–209.
- (43) Sun, Q.; Jin, Y.; Aguila, B.; Meng, X.; Ma, S.; Xiao, F.-S. Porous Ionic Polymers as a Robust and Efficient Platform for Capture and Chemical Fixation of Atmospheric CO<sub>2</sub>. *ChemSusChem* **2017**, *10*, 1160–1165.
- (44) Dong, J.; Cui, P.; Shi, P.-F.; Cheng, P.; Zhao, B. Ultrastrong Alkali-Resisting Lanthanide-Zeolites Assembled by [Ln<sub>60</sub>] Nanocages. *J. Am. Chem. Soc.* **2015**, *137*, 15988–15991.
- (45) Beyzavi, M. H.; Klet, R. C.; Tussupbayev, S.; Borycz, J.; Vermeulen, N. A.; Cramer, C. J.; Stoddart, J. F.; Hupp, J. T.; Farha, O. K. A Hafnium-Based Metal-Organic Framework as an Efficient and

Multifunctional Catalyst for Facile CO<sub>2</sub> Fixation and Regioselective and Enantioselective Epoxide Activation. *J. Am. Chem. Soc.* **2014**, *136*, 15861–15864.

(46) Li, P.-Z.; Wang, X.-J.; Liu, J.; Lim, J. S.; Zou, R.; Zhao, Y. A Triazole-Containing Metal-Organic Framework as a Highly Effective and Substrate Size-Dependent Catalyst for CO<sub>2</sub>. *J. Am. Chem. Soc.* **2016**, *138*, 2142–2145.

(47) Zhou, Z.; He, C.; Xiu, J.; Yang, L.; Duan, C. Metal-Organic Polymers Containing Discrete Single-Walled Nanotube as a Heterogeneous Catalyst for the Cycloaddition of Carbon Dioxide to Epoxides. *J. Am. Chem. Soc.* **2015**, *137*, 15066–15069.

(48) Sun, Q.; Aguila, B.; Perman, J.; Nguyen, N.; Ma, S. Flexibility Matters: Cooperative Active Sites in Covalent Organic Framework and Threaded Ionic Polymer. *J. Am. Chem. Soc.* **2016**, *138*, 15790–15796.

(49) Feng, D.; Chung, W.-C.; Wei, Z.; Gu, Z.-Y.; Jiang, H.-L.; Y.-P. chen, Y.-P.; Darenbourg, D. J.; Zhou, H.-C. Construction of Ultrastable Porphyrin Zr Metal-Organic Frameworks through Linker Elimination. *J. Am. Chem. Soc.* **2013**, *135*, 17105–17110.

(50) Li, H.; Li, C.; Chen, J.; Liu, L.; Yang, Q. Synthesis of A Pyridin-zinc-based Porous Organic Polymer for the Co-Catalyst-Free Cycloaddition of Epoxides. *Chem. Asian J.* **2017**, *12*, 1095–1103.

(51) Liu, Y.-X.; Wang, H.-H.; Zhao, T.-J.; Zhang, B.; Su, H.; Xue, Z.-H.; Li, X.-H.; Chen, J.-S. Schottky Barrier Induced Coupled Interface of Electron-Rich n-Doped Carbon and Electron-Deficient Cu: In-Built Lewis Acid-Base Pairs for Highly Efficient CO<sub>2</sub> Fixation. *J. Am. Chem. Soc.* **2019**, *141*, 38–41.

(52) Liang, L.; Liu, C.; Jiang, F.; Chen, Q.; Zhang, L.; Xue, H.; Jiang, H.-L.; Qian, J.; Yuan, D.; Hong, M. Carbon Dioxide Capture and Conversion by An Acid-base Resistant Metal-Organic Framework. *Nat. Commun.* **2017**, *8*, No. 1233.

(53) Ji, G.; Yang, Z.; Zhang, H.; Zhao, Y.; Yu, B.; Ma, Z.; Liu, Z. Hierarchically Mesoporous o-Hydroxyazobenzene Polymers: Synthesis and Their Applications in CO<sub>2</sub> Capture and Conversion. *Angew. Chem., Int. Ed.* **2016**, *55*, 9685–9689.

(54) Mu, Z.-J.; Ding, X.; Chen, Z.-Y.; Han, B.-H. Zwitterionic Covalent Organic Frameworks as Catalysts for Hierarchical Reduction of CO<sub>2</sub> with Amine and Hydrosilane. *ACS Appl. Mater. Interfaces* **2018**, *10*, 41350–41358.

(55) Xu, H.; Liu, X.-F.; Cao, C.-S.; Zhao, B.; Cheng, P.; He, L.-N. A Porous Metal-Organic Framework Assembled by [Cu<sub>30</sub>] Nanocages: Serving as Recyclable Catalysts for CO<sub>2</sub> Fixation with Aziridines. *Adv. Sci.* **2016**, *3*, No. 1600048.

(56) Barbachyn, M. R.; Ford, C. W. Oxazolidinone Structure-Activity Relationships Leading to Linezolid. *Angew. Chem., Int. Ed.* **2003**, *42*, 2010–2023.

(57) Wang, X.; Gao, W.-Y.; Niu, Z.; Woktas, L.; Perman, J. A.; Chen, Y.-S.; Li, Z.; Aguila, B.; Ma, S. A Metal-Metalloporphyrin Framework Based on An Octatopic Porphyrin Ligand for Chemical Fixation of CO<sub>2</sub> with Aziridines. *Chem. Commun.* **2018**, *54*, 1170–1173.

(58) Song, Y.; Sun, Q.; Aguila, B.; Ma, S. Optimizing the Performance of Porous Pyridinium Frameworks for Carbon Dioxide Transformation. *Catal. Today* **2020**, DOI: 10.1016/j.cattod.2020.01.031.